

Players

2-5 People

Roles

Chef Controller

- Job: In charge of all the cooking robots.
- Special Power: Once per game, can instantly solve any cooking-related problem card.

Server Supervisor

- Job: Manages the server robots who take orders and serve food.
- Special Power: Can reroute server robots to handle a rush, skipping one problem card.

Cleanup Captain

- Job: Looks after the cleaning robots to keep the restaurant tidy.
- Special Power: Can clean up a mess immediately, preventing any negative feedback once per game.

Customer Relations Leader

- Job: Focuses on how customers feel and manage feedback.
- Special Power: Can turn one negative feedback card into a positive one by using a special "customer delight" card.

Tech Troubleshooter

- Job: Handles any technical issues with the robots.
- Special Power: Can fix any robot malfunction without needing an Idea card once per game.

START HERE

To set up the game



1. LAY OUT THE BOARD & TOKEN

Place the game board in the middle of the table where everyone can reach it easily.

Place the Star Tokens and Oops Tokens in a pile within easy reach of all players.

2. SORT THE LEGO ROBOTS

Separate the colorful Lego robots into groups based on their roles (chefs, servers, cleaners) and place them next to the board.



6. RULES

The game ends when all Event cards have been played, which represents a full day of running the restaurant.

If the number of Star Tokens is more than double the number of Oops Tokens, everyone wins together! This shows that the restaurant was run very well and customers were super happy.

Operate the robot as you learn about it



3. ORGANIZE THE CARDS

What to Do:
Shuffle each set of cards separately.

Set Up:
Place the shuffled decks in their designated spots on the game board.

5. TAKE CARDS

4. DISTRIBUTE ROBOT CARDS

Give each player a starting set of Robot cards. These cards will tell players which robots they can use during the game.

(Check Roles and their special abilities)



Before You Start and Every Third Turn:

Take an Impact Card, read it out loud, and then give it to the person next to you.

Special Moments:

1. Sometimes the game will test you with a question from the Impact Card.
2. If You Get It Right: You earn a Star Token!

Every Turn:

Pick up an Event Card and see what's happening in the restaurant.

Every Second Turn:

Solve a problem by picking a Problem Card and then choose an Idea Card to help fix it.

Game Mechanism

Game Board: Shows where everything in the restaurant goes.


Colorful Lego Robots: Different colors for different jobs (like cooking, serving, and cleaning).

Tokens:

- Star Tokens: You earn these for doing a great job.
- Oops Tokens: These show up when there are problems.

Cards:

- Robot Cards: Tell you what each robot can do.
- Event Cards: Fun things that happen during the day, like a party or a busy lunch.
- Problem Cards: Tricky situations that the robots need to fix.
- Idea Cards: A shortcut to solve the problems.
- Impact Cards: Teaches the benefits of robots and their benefits and limitations.



Game Rules

Objective

Help run a restaurant with robot workers, solve problems together, and make the customers happy!

What's in the Box

Game Board
Colourful Lego Robots
Star Tokens
Oops Tokens.
Robot Cards
Event Cards
Problem Cards
Idea Cards
Happy Customer Cards

Discover more facts about Robots

You have all the information on our website and our social networks.

CONTACT US!

sammyred.vercel.app



Workshop Kit



Roboraunt Board Game Idea

Delivered by SAMMY